

MONTHLY MEMBERSHIP PROGRESS REPORT

District 40 S

Results as of: 11/30/2024

GMT:

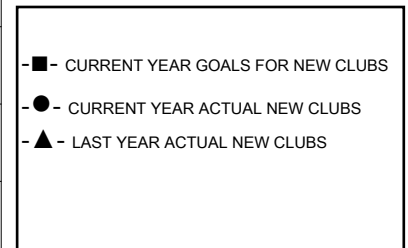
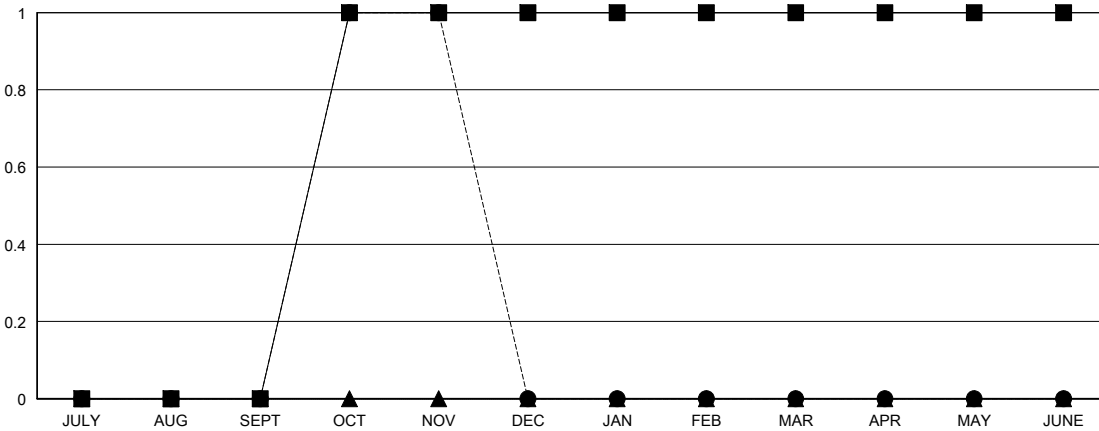
LOCATION NEW MEXICO

GMT CA

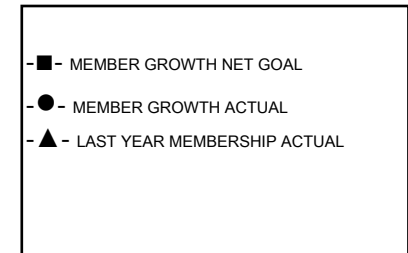
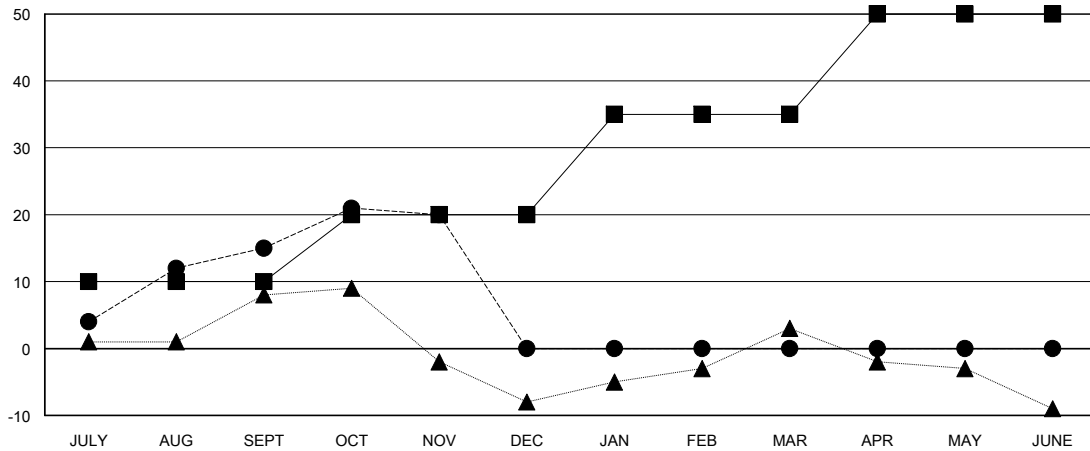
Clubs			
RESULTS FOR 2024-2025			
QUARTER	NEW CLUB GOAL	NEW CLUBS	DROPPED CLUBS
JULY/AUG/SEPT	0	0	0
OCT/NOV/DEC	1	1	0
JAN/FEB/MAR	0	0	0
APR/MAY/JUNE	0	0	0

Members			
RESULTS FOR 2024-2025			
QUARTER	MEMBER GROWTH NET GOAL	MEMBER GROWTH ACTUAL	DROPPED MEMBERS ACTUAL (including transfers)
JULY/AUG/SEPT	10	25	7
OCT/NOV/DEC	10	34	29
JAN/FEB/MAR	15	0	0
APR/MAY/JUNE	15	0	0

GOALS AND ACTUAL NEW CLUBS CUMULATIVE



GOALS AND ACTUAL MEMBERS CUMULATIVE



DROPPED CLUBS: 0	
DROPPED MEMBERS	
DECEASED	1
CLUB CANCELLED	0
OTHER	34
TOTAL	35

11 CLUBS OF 26 ADDED 1 OR MORE NEW MEMBERS

GENDER DISTRIBUTION	
MALE	258 (57.98%)
FEMALE	187 (42.02%)

[CLICK HERE FOR CUMULATIVE MEMBERSHIP DATA](#)

TOTAL FAMILY UNIT MEMBERS	0
FAMILY MEMBERS PAYING HALF DUES	0